

ALL STANDARD EUROLUXE® VENEERS

CHERRY

- **LIGHT CHERRY** [MLC]
Quartered or Flat Grain Pattern
- **MOCHA CHERRY** [MMC]
Quartered or Flat Grain Pattern
- **QUARTERED ESPRESSO CHERRY** [QEC]
Quartered Grain Pattern

WALNUT

- **BURNISHED** [BUW]
Quartered or Flat Grain Pattern
- **DESERT** [DST]
Quartered Grain Pattern
- **EBONY** [EBY]
Quartered or Flat Grain Pattern
- **ENGLISH WALNUT** [MGW]
Quartered Grain Pattern
- **NATURAL WALNUT** [MNW]
Quartered Grain Pattern
- **SABLE WALNUT** [MSW]
Quartered or Flat Grain Pattern
- **VINTAGE MAHOGANY / WALNUT** [MVW]
Quartered or Flat Grain Pattern

MAPLE

- **BLONDE MAPLE** [MBM]
Quartered or Flat Grain Pattern
- **HONEY MAPLE** [MHM]
Quartered or Flat Grain Pattern

OAK

- **CLEAR OAK** [MRO]
Quartered Grain Pattern
- **ESPRESSO OAK** [MSO]
Quartered Grain Pattern
- **OSLO** [OSL]
Quartered Grain Pattern
- **PECAN** [PCO]
Quartered Grain Pattern
- **STEEL GREY OAK** [MGO]
Quartered Grain Pattern

PAINTS

- **BLACK** [BLK]

FABRIC PARTNERS

- **ARC-COM**
www.arc-com.com
- **ARCHITEX**
www.architex-ljh.com
- **CAMIRA**
www.camirafabrics.com
- **CARNEGIE**
www.carnegiefabrics.com
- **DESIGNTEX**
www.designtex.com
- **HELVETIA**
www.helvetialeather.com
- **GREEN HIDES**
www.greenhides.com
- **MAHARAM**
www.maharam.com
- **MAYER**
www.mayerfabrics.com
- **MOMENTUM**
www.themomgroup.com
- **STINSON**
www.cfstinson.com
- **ULTRAFABRICS**
www.ultrafabricsllc.com

SIDE CHAIR STANDARD FEATURES

- Hardwood Frame
- Seat Webbing
- Upholstered Insert Seat

Frame Construction:

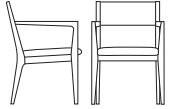
- Balance Chairs Feature Hardwood Frames, Double-Doweled or Tenoned, Corner Blocked, Glued and Screwed for Maximum Strength. A Tough Euroluxe Finish is Utilized to Provide Enhanced Dent and Scratch Resistance.

Seat Construction:

- Seats Feature Polypropylene Seat Webbing and Polyurethane Foam for Long-Lasting Support and Comfort

Back Construction:

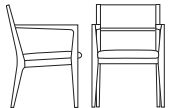
- Back Features a Solid Hardwood Back. Back Features an Option of Decorative Metal Rail or a Fully Upholstered Back Panel with Polyurethane Foam.



w	outside d	h	sw	seat sd	sh	inside back	arm height	weight lbs.	cubic feet
22.75	22.63	32.25	19.88	18.5	17.75	16	8.5	28	13

- Half Wood Back

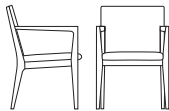
model	yds com (54")	sq ft col	com 1	col 2	3	4	5	6	7	8	9	10	11	12	13	14	15	L1	L2	L3
F37837XH	0.75	15	836	850	861	878	914	949	984	1,019	1,055	1,090	1,125	1,160	1,196	1,231	1,266	976	1,017	1,068



w	outside d	h	sw	seat sd	sh	inside back	arm height	weight lbs.	cubic feet
22.75	22.63	32.25	19.88	18.5	17.75	16	8.5	28	13

- Half Wood Back and Décor Rail

model	yds com (54")	sq ft col	com 1	col 2	3	4	5	6	7	8	9	10	11	12	13	14	15	L1	L2	L3
F37837XJ	0.75	15	882	896	907	924	960	995	1,030	1,065	1,101	1,136	1,171	1,206	1,242	1,277	1,312	1,022	1,063	1,114



w	outside d	h	sw	seat sd	sh	inside back	arm height	weight lbs.	cubic feet
22.75	22.63	32.25	19.88	18.5	17.75	16	8.5	28	13

- Full Upholstered Inside Back and Half Upholstered Outside Back

model	yds com (54")	sq ft col	com 1	col 2	3	4	5	6	7	8	9	10	11	12	13	14	15	L1	L2	L3
F37837XK	1.25	25	903	927	944	974	1,032	1,091	1,150	1,209	1,267	1,326	1,385	1,444	1,503	1,561	1,620	1,117	1,186	1,271

OPTIONS

Finish	Fabric/Grade
Veneer MLC EBY MBM PCO MMC MGW MHM MGO QEC MNW MRO BUW MSW MSO DST MVW OSL Paint BLK	Grade, Vendor, Pattern, Color

HOW TO ORDER

SPECIFY: Finish | textile pattern and color. See page F for the designator finish name and graded-in fabric options.

MODEL NUMBER

F37837XH

Finish	Fabric/Grade
MGO	Grade 4, Momentum, Hue, Smoke