

SURFACE MATERIALS

ALL STANDARD EUROLUXE® VENEERS

CHERRY

- LIGHT CHERRY [MLC]
Quartered or Flat Grain Pattern
- MOCHA CHERRY [MMC]
Quartered or Flat Grain Pattern
- QUARTERED ESPRESSO CHERRY [QEC]
Quartered Grain Pattern

WALNUT

- BURNISHED [BUW]
Quartered or Flat Grain Pattern
- DESERT [DST]
Quartered Grain Pattern
- EBONY [EBY]
Quartered or Flat Grain Pattern
- ENGLISH WALNUT [MGW]
Quartered Grain Pattern
- NATURAL WALNUT [MNW]
Quartered Grain Pattern
- SABLE WALNUT [MSW]
Quartered or Flat Grain Pattern
- VINTAGE MAHOGANY / WALNUT [MVW]
Quartered or Flat Grain Pattern

MAPLE

- BLONDE MAPLE [MBM]
Quartered or Flat Grain Pattern
- HONEY MAPLE [MHM]
Quartered or Flat Grain Pattern

OAK

- CLEAR OAK [MRO]
Quartered Grain Pattern
- ESPRESSO OAK [MSO]
Quartered Grain Pattern
- OSLO [OSL]
Quartered Grain Pattern
- PECAN [PCO]
Quartered Grain Pattern
- STEEL GREY OAK [MGO]
Quartered Grain Pattern

PAINTS

- BLACK [BLK]

FABRIC PARTNERS

- ARC-COM
www.arc-com.com
- ARCHITEX
www.architex-ljh.com
- CAMIRA
www.camirafabrics.com
- CARNEGIE
www.carnegiefabrics.com
- DESIGNTEX
www.designtex.com
- GREEN HIDES
www.greenhides.com
- HELVETIA LEATHER
www.helvetialeather.com
- MAHARAM
www.maharam.com
- MAYER FABRICS
www.mayerfabrics.com
- MOMENTUM
www.themomgroup.com
- STINSON
www.cfstinson.com
- ULTRAFABRICS
www.ultrafabricsllc.com

SIDE CHAIR STANDARD FEATURES

- Hardwood Frame
- Seat Webbing
- Upholstered Insert Seat

Frame Construction:


- Flair Chairs Feature Hardwood Frames, Double-Doweled or Tenoned, Corner Blocked, Glued and Screwed for Maximum Strength. A Tough Euroluxe Finish Aids in Resisting Dents and Scratches.

Seat Construction:

- Seat Features Polypropylene Seat Webbing and Polyurethane Foam for Long-Lasting Support and Comfort

Back Construction:


- Back Features a Solid Hardwood Back. The Optional Upholstery Treatments for the Inside Back Include the Half-Back or Full-Back Upholstered Panels with Polyurethane Foam. The Upholstered Back Insert Features an Insert Frame and Polyurethane Foam with Springtex Light-Weave Fabric Over the Frame for Foam Support.



w	outside d	h	sw	seat sd	sh	inside back	arm height	weight lbs.	cubic feet
22.88	23.88	33	19.88	19	17.5	17.25	7.75	28	13

- Solid Hardwood Back


model	yds com (54")	sq ft col	com 1	col 2	3	4	5	6	7	8	9	10	11	12	13	14	15	L1	L2	L3
F35837XL	0.75	15	810	824	835	852	888	923	958	993	1,029	1,064	1,099	1,134	1,170	1,205	1,240	950	991	1,042



w	outside d	h	sw	seat sd	sh	inside back	arm height	weight lbs.	cubic feet
22.88	23.88	33	19.88	19	17.5	17.25	7.75	28	13

- Half Upholstered Back


model	yds com (54")	sq ft col	com 1	col 2	3	4	5	6	7	8	9	10	11	12	13	14	15	L1	L2	L3
F35837XN	0.75	15	852	866	877	894	930	965	1,000	1,035	1,071	1,106	1,141	1,176	1,212	1,247	1,282	992	1,033	1,084



w	outside d	h	sw	seat sd	sh	inside back	arm height	weight lbs.	cubic feet
22.88	23.88	33	19.88	19	17.5	17.25	7.75	28	13

- Full Upholstered Inside Back and Wood Half Outside Back with Wood Rail

model	yds com (54")	sq ft col	com 1	col 2	3	4	5	6	7	8	9	10	11	12	13	14	15	L1	L2	L3
F35837XM	1.25	25	930	954	971	1,001	1,059	1,118	1,177	1,236	1,294	1,353	1,412	1,471	1,530	1,588	1,647	1,144	1,213	1,298



w	outside d	h	sw	seat sd	sh	inside back	arm height	weight lbs.	cubic feet
22.88	23.88	33	19.88	19	17.5	17.25	7.75	28	13

- Insert Upholstered Back

model	yds com (54")	sq ft col	com 1	col 2	3	4	5	6	7	8	9	10	11	12	13	14	15	L1	L2	L3
F35837XP	1.25	25	868	892	909	939	997	1,056	1,115	1,174	1,232	1,291	1,350	1,409	1,468	1,526	1,585	1,082	1,151	1,236

OPTIONS

Finish	Fabric/Grade
Veneer MLC EBY MBM PCO MMC MGW MHM MGO GEC MNW MRO BUW MSW MSO DST MVW OSL	Grade, Vendor, Pattern, Color
Paint BLK	

HOW TO ORDER

SPECIFY: Finish | textile pattern and color. See page F for the designator finish name and graded-in fabric options.

MODEL NUMBER

F35837XL

Finish	Fabric/Grade
MGO	Grade 4, Momentum, Hue, Smoke