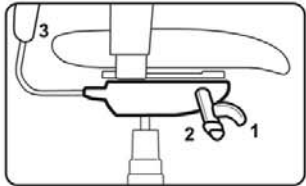


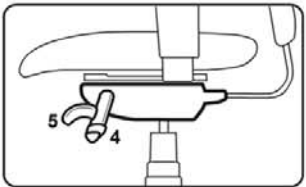
OPERATING INSTRUCTIONS FOR E7 CONTROL

E7 Control

Right Side



Left Side

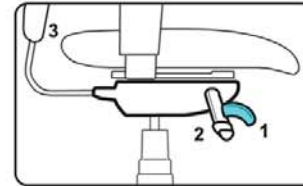


- 1-Seat Height Adjustment
- 2-Tension Control
- 3-Back Height Adjustment
- 4-Seat and Back Tilt Adjustment
- 5-Seat Slider

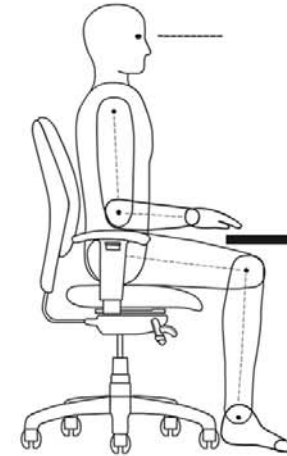
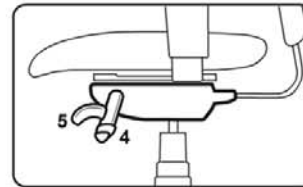


E7 Control

Right Side



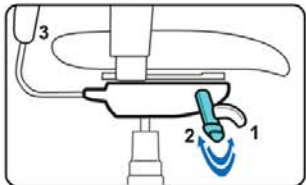
Left Side



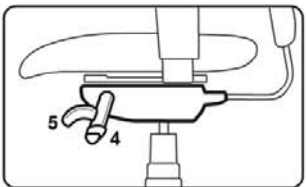
**Paddle (1):
Seat Height Adjustment**
To raise the seat height: Stand up (or raise your body; so there's no pressure on the seat), lift the paddle to raise the seat height.
To lower the seat height: Sit in the chair and lift the paddle to lower the seat height.

E7 Control

Right Side



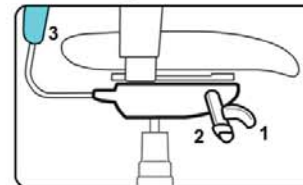
Left Side



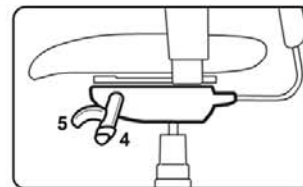
**Knob (2):
Tension Control**
To tighten the tension: when seated, pull out and turn the knob towards the front of the seat (clockwise).
To loosen the tension: when seated, pull out and turn the knob towards the back of the seat (counterclockwise).

E7 Control

Right Side



Left Side



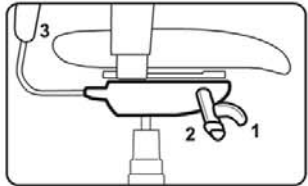
**Back Rest (3):
Back Height Adjustment**
To raise the back height: place your hands on the bottom of the back rest and gently push upward.
To lower the back height: Gently push the back rest upward until it reaches its max. The back rest will then fall to the lowest height level.

Note:
Back height adjustment not available on Fino or HB chairs.

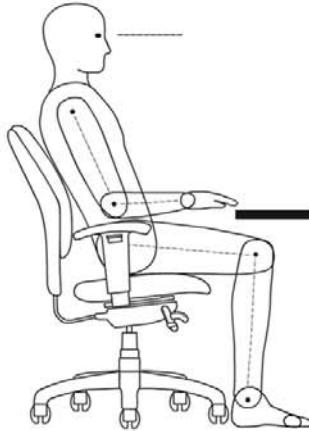
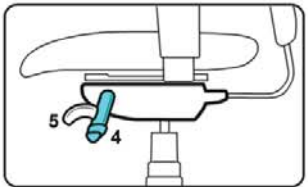
OPERATING INSTRUCTIONS FOR E7 CONTROL

E7 Control

Right Side



Left Side

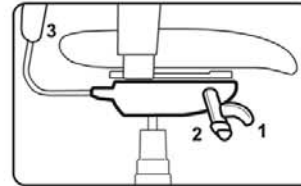


Knob (4): Synchronized Seat and Back Tilt Adjustment

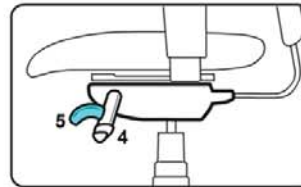
To adjust: Turn the knob toward the front of the seat (counterclockwise) to unlock, lean back to adjust the seat and back posture. Turn the knob towards the back of the seat (clockwise) to lock in position. It can be locked in 5 positions. It has the safety feature when you turn the knob to unlock, the back won't release right away, preventing it from hitting your back. In order to change the locking position you must lean on the back, to give some pressure, to disengage the lock.

E7-SS4 Control Only

Right Side



Left Side



E7-SS4 Control Only Paddle (5):

Seat Slider

To adjust, sit on the chair, pull the paddle up and slide the seat forward or back to adjust seat depth.