

fino®

Mid Back SIN # 711-18

- Fino® offers timeless styling.
- Available in mid back and high back with four control and five arm options.
- Molded seat foam.
- Additional options include seat slider (on E2 and E7 controls only) and polished aluminum base.
- Rated up to 300 lbs. on mechanisms.



3307

Backed by Highmark's Lifetime warranty.

Price Range: \$948 - \$1,672









Lead Time: Express Ten Day Turnaround

*Bold type indicates a Good, Better or Best chair.			VINYL GRADES							
MODEL	CONTROL	ARMS	A COV	B	C	D	E	F	G	J
Mid Back with Standard Seat										
3307 S2 Swivel Tilt										
	A55	Height Adjustable Arms	948	982	1016	1068	1132	1207	1271	1362
	A56	Height and Width Adjustable Arms: GOOD*	990	1024	1058	1110	1174	1249	1313	1404
	A60	Height Adjustable Arms – Black/Chrome	974	1008	1042	1094	1158	1233	1297	1388
	A61	Height and Width Adjustable Arms – Black/Chrome	1016	1050	1084	1136	1200	1275	1339	1430
	A52	Polished Aluminum Loop Arms with Urethane Cap	1012	1046	1080	1132	1196	1271	1335	1426
3307 E2 Simple Synchro Tilt										
	A55	Height Adjustable Arms	1010	1044	1078	1130	1194	1269	1333	1424
	A56	Height and Width Adjustable Arms	1052	1086	1120	1172	1236	1311	1375	1466
	A60	Height Adjustable Arms – Black/Chrome	1036	1070	1104	1156	1220	1295	1359	1450
	A61	Height and Width Adjustable Arms – Black/Chrome	1078	1112	1146	1198	1262	1337	1401	1492
	A52	Polished Aluminum Loop Arms with Urethane* Cap, Polished Aluminum Base: BETTER	1174	1208	1242	1294	1358	1433	1497	1588
3307 E7 Advanced Synchro Tilt with Side Tension Knob										
	A55	Height Adjustable Arms	1045	1079	1113	1165	1229	1304	1368	1459
	A56	Height and Width Adjustable Arms	1087	1121	1155	1207	1271	1346	1410	1501
	A60	Height Adjustable Arms – Black/Chrome	1071	1105	1139	1191	1255	1330	1394	1485
	A61	Height and Width Adjustable Arms – Black/Chrome	1113	1147	1181	1233	1297	1372	1436	1527
	A52	Polished Aluminum Loop Arms with Urethane Cap	1109	1143	1177	1229	1293	1368	1432	1523
3307 K3 Knee Tilt										
	A55	Height Adjustable Arms	1070	1104	1138	1190	1254	1329	1393	1484
	A56	Height and Width Adjustable Arms	1112	1146	1180	1232	1296	1371	1435	1526
	A60	Height Adjustable Arms – Black/Chrome	1096	1130	1164	1216	1280	1355	1419	1510
	A61	Height and Width Adjustable Arms – Black/Chrome	1138	1172	1206	1258	1322	1397	1461	1552
	A52	Polished Aluminum Loop Arms with Urethane Cap	1134	1168	1202	1254	1318	1393	1457	1548

NOTE: Fino® is not available in fabric.

Add \$80 List for fully assembled chairs in carton.

See Page 154 - 162 for full descriptions of arms, options and chair controls.

LEATHER GRADES			DIMENSIONS [†]			HOW TO ORDER		
3 COL Helvetia Basic	5 Helvetia Hampton	6 Green Hides Vulcano				Model # and Control:	3307 E2	
1181	1395	1446	W	27.5"	BW	21.5"	Arm Option:	A56
1223	1437	1488	D	27.5"	BH	22"	Additional Options:	-
1207	1421	1472	H	38.75-42.75"	WT	37.2 lbs. Armless	Upholstery Option:	Helvetia Basic
1249	1463	1514	SW	20"	COV	45.5 lbs. w/Arms	3307 E2 A56 Helvetia Basic = \$1,285	
1245	1459	1510	SD	19"	COL	1.73 yds.		
			SH	15.75-19.75"		34.5 sq. ft.		
1243	1457	1508	W	27.5"	BW	21.5"	ARM OPTIONS	
1285	1499	1550	D	27.5"	BH	22"	 	
1269	1483	1534	H	39.5-43.5"	WT	40.2 lbs. Armless	A55 Height Adjustable Arms	
1311	1525	1576	SW	20"	COV	48.5 lbs. w/Arms	A56 Height and Width Adjustable Arms	
1307	1521	1572	SD	19"	COL	1.73 yds.	 	
1407	1621	1672	SH	16.5-20.5"	COL	34.5 sq. ft.	A60 Height Adjustable Arms - Black/Chrome	
							A61 Height and Width Adjustable Arms - Black/Chrome	
1278	1492	1543	W	27.5"	BW	21.5"		
1320	1534	1585	D	27.5"	BH	22"	A52 Polished Aluminum Loop Arms with Urethane Cap	
1304	1518	1569	H	39-43"	WT	39.2 lbs. Armless		
1346	1560	1611	SW	20"	COV	47.5 lbs. w/Arms		
1342	1556	1607	SD	19"	COL	1.73 yds.		
			SH	16-20"	COL	34.5 sq. ft.		
1303	1517	1568	W	27.5"	BW	21.5"	ADDITIONAL OPTIONS	
1345	1559	1610	D	27.5"	BH	22"	 	
1329	1543	1594	H	39.5-43.5"	WT	40.3 lbs. Armless	BASE (Add \$100) B12 - Polished Aluminum	
1371	1585	1636	SW	20"	COV	48.6 lbs. w/Arms	SOFT WHEEL CASTER & GLIDE (Set of 5 - Add \$30) W25 - Soft Wheel Caster W6 - 2 1/4" Glide	
1367	1581	1632	SD	19"	COL	1.73 yds.		
			SH	16.5-20.5"	COL	34.5 sq. ft.		
[†] Dimensions shown above are for standard chairs only. Additional options will change dimensions.							SEAT SLIDERS (Add \$79) SS3 - Seat Slider for E2 SS4 - Seat Slider for E7	

fino®

High Back SIN # 711-18

- Fino® offers timeless styling.
- Available in mid back and high back with four control and five arm options.
- Molded seat foam.
- Additional options include seat slider (on E2 and E7 controls only) and polished aluminum base.
- Rated up to 300 lbs. on mechanisms.



3310

Backed by Highmark's Lifetime warranty.

Price Range: \$1014 - \$1,773









Lead Time: Express Ten Day Turnaround

*Bold type indicates a Good, Better or Best chair.			VINYL GRADES							
MODEL	CONTROL	ARMS	A COV	B	C	D	E	F	G	J
High Back with Standard Seat										
3310 S2 Swivel Tilt										
	A55	Height Adjustable Arms	1014	1048	1082	1134	1198	1273	1337	1428
	A56	Height and Width Adjustable Arms	1056	1090	1124	1176	1240	1315	1379	1470
	A60	Height Adjustable Arms – Black/Chrome	1040	1074	1108	1160	1224	1299	1363	1454
	A61	Height and Width Adjustable Arms – Black/Chrome	1082	1116	1150	1202	1266	1341	1405	1496
	A52	Polished Aluminum Loop Arms with Urethane Cap	1078	1112	1146	1198	1262	1337	1401	1492
3310 E2 Simple Synchro Tilt										
	A55	Height Adjustable Arms	1076	1110	1144	1196	1260	1335	1399	1490
	A56	Height and Width Adjustable Arms	1118	1152	1186	1238	1302	1377	1441	1532
	A60	Height Adjustable Arms – Black/Chrome	1102	1136	1170	1222	1286	1361	1425	1516
	A61	Height and Width Adjustable Arms – Black/Chrome	1144	1178	1212	1264	1328	1403	1467	1558
	A52	Polished Aluminum Loop Arms with Urethane Cap	1140	1174	1208	1260	1324	1399	1463	1554
3310 E7 Advanced Synchro Tilt with Side Tension Knob										
	A55	Height Adjustable Arms	1111	1145	1179	1231	1295	1370	1434	1525
	A56	Height and Width Adjustable Arms	1153	1187	1221	1273	1337	1412	1476	1567
	A60	Height Adjustable Arms – Black/Chrome	1137	1171	1205	1257	1321	1396	1460	1551
	A61	Height and Width Adjustable Arms – Black/Chrome	1179	1213	1247	1299	1363	1438	1502	1593
	A52	Polished Aluminum Loop Arms with Urethane Cap	1175	1209	1243	1295	1359	1434	1498	1589
	A52	Polished Aluminum Loop Arms with Urethane Cap, Polished Aluminum Base: BEST	1275	1309	1343	1395	1459	1534	1598	1689
3310 K3 Knee Tilt										
	A55	Height Adjustable Arms	1136	1170	1204	1256	1320	1395	1459	1550
	A56	Height and Width Adjustable Arms	1178	1212	1246	1298	1362	1437	1501	1592
	A60	Height Adjustable Arms – Black/Chrome	1162	1196	1230	1282	1346	1421	1485	1576
	A61	Height and Width Adjustable Arms – Black/Chrome	1204	1238	1272	1324	1388	1463	1527	1618
	A52	Polished Aluminum Loop Arms with Urethane Cap	1200	1234	1268	1320	1384	1459	1523	1614

NOTE: Fino® is not available in fabric.

Add \$80 List for fully assembled chairs in carton.

See Page 154 - 162 for full descriptions of arms, options and chair controls.

LEATHER GRADES						HOW TO ORDER		
3 COL Helvetia Basic	5 Helvetia Hampton	6 Green Hides Vulcano	DIMENSIONS [†]			Model # and Control:	3310 E2	
1247	1461	1512	W	27.5"	BW	21.5"	Arm Option:	A56
1289	1503	1554	D	27.5"	BH	26"	Additional Options:	-
1273	1487	1538	H	42-46.75"	WT	38 lbs. Armless	Upholstery Option:	Helvetia Basic
1315	1529	1580	SW	20"	COV	46.5 lbs. w/Arms	3310 E2 A56 Helvetia Basic = \$1,351	
1311	1525	1576	SD	19"	COL	1.82 yds.	ARM OPTIONS	
			SH	15.75-19.75"		34.5 sq. ft.	 	
1309	1523	1574	W	27.5"	BW	21.5"	A55 Height Adjustable Arms	
1351	1565	1616	D	27.5"	BH	26"	A56 Height and Width Adjustable Arms	
1335	1549	1600	H	42.5-46.5"	WT	41 lbs. Armless	 	
1377	1591	1642	SW	20"	COV	49.5 lbs. w/Arms	A60 Height Adjustable Arms - Black/Chrome	
1373	1587	1638	SD	19"	COL	1.82 yds.	A61 Height and Width Adjustable Arms - Black/Chrome	
			SH	16.5-20.5"		34.5 sq. ft.		
1344	1558	1609	W	27.5"	BW	21.5"	A52 Polished Aluminum Loop Arms with Urethane Cap	
1386	1600	1651	D	27.5"	BH	26"	ADDITIONAL OPTIONS	
1370	1584	1635	H	42.5-46.5"	WT	40 lbs. Armless	 	
1412	1626	1677	SW	20"	COV	48.5 lbs. w/Arms	BASE (Add \$100) B12 - Polished Aluminum	
1408	1622	1673	SD	19"	COL	1.82 yds.	SOFT WHEEL CASTER & GLIDE (Set of 5 - Add \$30) W25 - Soft Wheel Caster W6 - 2 1/4" Glide	
1508	1722	1773	SH	16.5-20.5"		34.5 sq. ft.		
1369	1583	1634	W	27.5"	BW	21.5"	SEAT SLIDERS (Add \$79) SS3 - Seat Slider for E2 SS4 - Seat Slider for E7	
1411	1625	1676	D	27.5"	BH	26"		
1395	1609	1660	H	42.25-46.25"	WT	41 lbs. Armless		
1437	1651	1702	SW	20"	COV	49.6 lbs. w/Arms		
1433	1647	1698	SD	19"	COL	1.82 yds.		
			SH	16-20"		34.5 sq. ft.		

[†]Dimensions shown above are for standard chairs only. Additional options will change dimensions.