

insync® with Knit Back

Mid Back, High Back and Stool SIN # 711-18

- Choice of fifteen knit back colors, fabric, leather or vinyl with unlimited upholstered seat options.
- Body Balance Control
- Offered with five different arm options.
- Additional options include a stool version, adjustable lumbar and polished aluminum base.
- Rated up to 300 lbs. on mechanisms and has an available Heavy-Duty option.



Backed by Highmark's Lifetime warranty.
 Price Range: \$892 - \$1,718
 Lead Time: 48-Hour Speed Ship* or Express Ten Day Turnaround

				SEAT FABRIC / VINYL GRADES							
MODEL	CONTROL	ARMS		A COM COV	B	C	D	E	F	G	J
* Bold type indicates a Good, Better or Best chair. †Black knit only.											
Mid Back											
307	R1	Body Balance									
		N/A	No Arms	892	928	962	999	1036	1083	1146	1170
		A1	Fixed Arms	981	1017	1051	1088	1125	1172	1235	1259
		A6	Height Adjustable Arms: GOOD, Task*	981	1017	1051	1088	1125	1172	1235	1259
		A4	Height Adjustable Arms – Black/Chrome	1008	1044	1078	1115	1152	1199	1262	1286
		A2	Height and Width Adjustable Arms with Sliding and Pivot Pads	1060	1096	1130	1167	1204	1251	1314	1338
		A3	Height and Width Adjustable Arms with Sliding and Pivot Pads – Black/Chrome	1086	1122	1156	1193	1230	1277	1340	1364
High Back											
310	R1	Body Balance									
		N/A	No Arms	953	989	1023	1060	1097	1144	1207	1231
		A1	Fixed Arms	1042	1078	1112	1149	1186	1233	1296	1320
		A6	Height Adjustable Arms: GOOD, Exec.*	1042	1078	1112	1149	1186	1233	1296	1320
		A4	Height Adjustable Arms – Black/Chrome	1069	1105	1139	1176	1213	1260	1323	1347
		A2	Height and Width Adjustable Arms with Sliding and Pivot Pads	1121	1157	1191	1228	1265	1312	1375	1399
		A2	Height and Width Adjustable Arms with Sliding and Pivot* Pads, Lumbar Support, Polished Aluminum Base: BEST, Task	1311	1347	1381	1418	1455	1502	1565	1589
		A3	Height and Width Adjustable Arms with Sliding and Pivot Pads – Black/Chrome	1147	1183	1217	1254	1291	1338	1401	1425
Mid Height / Counter Height											
319	R1	G5 / G6	Body Balance								
		N/A	No Arms	1057	1093	1127	1164	1201	1248	1311	1335
		A1	Fixed Arms	1146	1182	1216	1253	1290	1337	1400	1424
		A6	Height Adjustable Arms	1146	1182	1216	1253	1290	1337	1400	1424
		A4	Height Adjustable Arms – Black/Chrome	1173	1209	1243	1280	1317	1364	1427	1451
		A2	Height and Width Adjustable Arms with Sliding and Pivot Pads	1225	1261	1295	1332	1369	1416	1479	1503
		A3	Height and Width Adjustable Arms with Sliding and Pivot Pads – Black/Chrome	1251	1287	1321	1358	1395	1442	1505	1529

All Mid Height Stools are standard with a 8" cylinder (G5) and 20" Footring (F2).
 All Counter Height Stools are standard with a 10" cylinder (G6) and 20" Footring (F2).

Knit Back Colors:

- Black (KBK)
- Pewter (KPT)
- Splash (KSP)
- Garden (KGD)
- Latte (KLT)
- White (KWH)
- Chocolate (KCH)
- Caramel (KCM)
- Java (KJV)
- Silver (KSL)
- Orange (KOR)
- Fern (KFN)
- Lime (KLM)
- Midnight (KMN)
- Lipstick (KLS)

Memo: Samples are available on all knit colors

Please view knit back colors at: www.highmarkergo.com/products/highmark-seating/body-balance/insync

Add \$80 List for fully assembled chairs in carton.



See Page 154 - 162 for full descriptions of arms, options and chair controls.

LEATHER GRADES			DIMENSIONS†			
3 COL Helvetia Basic	5 Helvetia Hampton	6 Green Hides Vulcano				
1060	1173	1299	W	27.5"	BW	19.5"
1149	1262	1388	D	27.5"	BH	19.75"
1149	1262	1388	H	36.75-42"	WT	50 lbs. Armless
1176	1289	1415	SW	19.5"		55 lbs. w/Arms
1228	1341	1467	SD	18"	COM/COV	0.93 yds.
			SH	17-22.5"	COL	13.8 sq. ft.
1254	1367	1493				
1121	1234	1360	W	27.5"	BW	19.5"
1210	1323	1449	D	27.5"	BH	23.75"
1210	1323	1449	H	40.75-46"	WT	52 lbs. Armless
1237	1350	1476	SW	19.5"		57 lbs. w/Arms
1289	1402	1528	SD	18"	COM/COV	0.93 yds.
			SH	17-22.5"	COL	13.8 sq. ft.
1479	1592	1718				
1315	1428	1554				
1225	1338	1464	W	27.5"	BW	19.5"
1314	1427	1553	D	27.5"	BH	19.75"
1314	1427	1553	H	42.5-49.75" (G5)	WT	54 lbs. Armless (G5)
1341	1454	1580	H	46-56" (G6)		59 lbs. w/Arms (G5)
1393	1506	1632	SW	19.5"		55 lbs. Armless (G6)
			SD	18"		60 lbs. w/Arms (G6)
1419	1532	1658	SH	23-30.25" (G5)	COM/COV	0.93 yds.
			SH	26.5-37" (G6)	COL	13.8 sq. ft.

†Dimensions shown above are for standard chairs only. Additional options will change dimensions.

HOW TO ORDER

Model # and Control: 307 R1
 Knit Back Option: KBK
 Arm Option: A1
 Additional Options: B12
 Seat Upholstery Option: Insight Ebony
307 R1 KBK A1 B12 Insight Ebony = \$1,081

ARM OPTIONS



A1
Fixed Arms



A6
Height Adjustable Arms with FS Pad



A4
Height Adjustable Arms with FS Pad - Black/Chrome



A2
Height and Width Adjustable Arms with Sliding and Pivot Pads



A3
Height and Width Adjustable Arms with Sliding and Pivot Pads - Black/Chrome

ADDITIONAL OPTIONS



BASE
(Add \$100)
B12 - Polished Aluminum



SOFT WHEEL CASTERS & GLIDES
(Set of 5 - Add \$30)
W25 - Soft Wheel Caster
W6 - 2 1/4" Glide
W50 - Reverse Braking Hard Wheel Caster
W51 - Reverse Braking Soft Wheel Caster



LUMBAR SUPPORT
(Add \$90)
L4 - Adjustable Lumbar



SIT-TO-STAND
(Add \$150)
STS1 - 7" G10 Cylinder
***STS3** - 8" G15 Cylinder
***STS4** - 9" G16 Cylinder
*(available 3rd quarter of 2017)



24/7 HEAVY-DUTY UPGRADE
(Add \$80)

For recommended Heavy-Duty Fabrics, see page 153.

For all Sit-To-Stand chair specifications, see page 163.

insync® with Fabric Back







Mid Back, High Back and Stool SIN # 711-18

- Choice of fifteen knit back colors, fabric, leather or vinyl with unlimited upholstered seat options.
- Body Balance Control
- Offered with five different arm options.
- Additional options include a stool version, adjustable lumbar and polished aluminum base.
- Rated up to 300 lbs. on mechanisms and has an available Heavy-Duty option.



Backed by Highmark's Lifetime warranty.
 Price Range: \$971 - \$1,768
 Lead Time: Express Ten Day Turnaround

***Bold type indicates a Good, Better or Best chair.**










MODEL	CONTROL	ARMS	FABRIC GRADES								
			A COM COV	B	C	D	E	F	G	J	
Mid Back											
307F	R1	Body Balance									
		N/A	No Arms	971	1017	1064	1115	1184	1253	1310	1408
		A1	Fixed Arms	1060	1106	1153	1204	1273	1342	1399	1497
		A6	Height Adjustable Arms	1060	1106	1153	1204	1273	1342	1399	1497
		A4	Height Adjustable Arms – Black/Chrome	1087	1133	1180	1231	1300	1369	1426	1524
		A2	Height and Width Adjustable Arms with Sliding* and Pivot Pads: BETTER, Task	1139	1185	1232	1283	1352	1421	1478	1576
		A3	Height and Width Adjustable Arms with Sliding and Pivot Pads – Black/Chrome	1165	1211	1258	1309	1378	1447	1504	1602
High Back											
310F	R1	Body Balance									
		N/A	No Arms	1009	1055	1102	1153	1222	1291	1348	1446
		A1	Fixed Arms	1098	1144	1191	1242	1311	1380	1437	1535
		A6	Height Adjustable Arms	1098	1144	1191	1242	1311	1380	1437	1535
		A4	Height Adjustable Arms – Black/Chrome	1125	1171	1218	1269	1338	1407	1464	1562
		A2	Height and Width Adjustable Arms with Sliding and Pivot Pads	1177	1223	1270	1321	1390	1459	1516	1614
		A3	Height and Width Adjustable Arms with Sliding and Pivot Pads – Black/Chrome	1203	1249	1296	1347	1416	1485	1542	1640
Mid Height / Counter Height											
319F	R1	G5 / G6	Body Balance								
		N/A	No Arms	1137	1183	1230	1281	1350	1419	1476	1574
		A1	Fixed Arms	1226	1272	1319	1370	1439	1508	1565	1663
		A6	Height Adjustable Arms	1226	1272	1319	1370	1439	1508	1565	1663
		A4	Height Adjustable Arms – Black/Chrome	1253	1299	1346	1397	1466	1535	1592	1690
		A2	Height and Width Adjustable Arms with Sliding and Pivot Pads	1305	1351	1398	1449	1518	1587	1644	1742
		A3	Height and Width Adjustable Arms with Sliding and Pivot Pads – Black/Chrome	1331	1377	1424	1475	1544	1613	1670	1768

All Mid Height Stools are standard with a 8" cylinder (G5) and 20" Footring (F2).
 All Counter Height Stools are standard with a 10" cylinder (G6) and 20" Footring (F2).

Add \$80 List for fully assembled chairs in carton.



See Page 154 - 162 for full descriptions of arms, options and chair controls.

DIMENSIONS [†]				HOW TO ORDER	
				Model # and Control:	307F R1
				Arm Option:	A1
				Additional Options:	B12
				Upholstery Option:	Insight Ebony
				307F R1 A1 B12 Insight Ebony = \$1,160	
DIMENSIONS [†]				ARM OPTIONS	
W	27.5"	BW	19.5"		
D	27.5"	BH	19.75"	A1	A6
H	36.75-42"	WT	50 lbs. Armless	Fixed Arms	Height Adjustable Arms with FS Pad
SW	19.5"		55 lbs. w/Arms		
SD	18"	COM	1.89 yds.	A4	A2
SH	17-22.5"			Height Adjustable Arms with FS Pad - Black/Chrome	Height and Width Adjustable Arms with Sliding and Pivot Pads
DIMENSIONS [†]					
W	27.5"	BW	19.5"	A3	
D	27.5"	BH	19.75"	Height and Width Adjustable Arms with Sliding and Pivot Pads - Black/Chrome	
H	40.75-46"	WT	52 lbs. Armless		
SW	19.5"		57 lbs. w/Arms		
SD	18"	COM	1.92 yds.		
SH	17-22.5"				
DIMENSIONS [†]				ADDITIONAL OPTIONS	
W	27.5"	BW	19.5"		
D	27.5"	BH	19.75"	BASE	SOFT WHEEL CASTERS & GLIDES
H	42.5-49.75" (G5)	WT	54 lbs. Armless (G5)	(Add \$100)	(Set of 5 - Add \$30)
H	46-56" (G6)		59 lbs. w/Arms (G5)	B12 - Polished Aluminum	W25 - Soft Wheel Caster
SW	19.5"		55 lbs. Armless (G6)		W6 - 2 1/4" Glide
SD	18"		60 lbs. w/Arms (G6)		
SH	23-30.25" (G5)	COM	1.89 yds.		
SH	26.5-37" (G6)			24/7 HEAVY-DUTY UPGRADE	SIT-TO-STAND
				(Add \$80)	(Add \$150)
					STS1 - 7" G10 Cylinder
					*STS3 - 8" G15 Cylinder
					*STS4 - 9" G16 Cylinder
					*(available 3rd quarter of 2017)

[†]Dimensions shown above are for standard chairs only. Additional options will change dimensions.

For recommended Heavy-Duty Fabrics, see page 153.

For all Sit-To-Stand chair specifications, see page 163.

insync® with Leather or Vinyl Back

Mid Back, High Back and Stool SIN # 711-18

- Choice of fifteen knit back colors, fabric, leather or vinyl with unlimited upholstered seat options.
- Body Balance Control
- Offered with five different arm options.
- Additional options include a stool version, adjustable lumbar and polished aluminum base.
- Rated up to 300 lbs. on mechanisms and has an available Heavy-Duty option.



Backed by Highmark's Lifetime warranty.
 Price Range: \$1,158 - \$2,014
 Lead Time: Express Ten Day Turnaround

*Bold type indicates a Good, Better or Best chair.			VINYL GRADES							
MODEL	CONTROL	ARMS	A COM COV	B	C	D	E	F	G	J
Mid Back										
307L	R1	Body Balance								
		N/A No Arms	1158	1170	1183	1204	1299	1371	1435	1563
		A1 Fixed Arms: BETTER, Exec.*	1247	1259	1272	1293	1388	1460	1524	1652
		A6 Height Adjustable Arms	1247	1259	1272	1293	1388	1460	1524	1652
		A4 Height Adjustable Arms – Black/Chrome	1274	1286	1299	1320	1415	1487	1551	1679
		A2 Height and Width Adjustable Arms with Sliding and Pivot Pads	1326	1338	1351	1372	1467	1539	1603	1731
		A3 Height and Width Adjustable Arms with Sliding and Pivot Pads – Black/Chrome	1352	1364	1377	1398	1493	1565	1629	1757
High Back										
310L	R1	Body Balance								
		N/A No Arms	1209	1221	1234	1255	1350	1422	1486	1614
		A1 Fixed Arms	1298	1310	1323	1344	1439	1511	1575	1703
		A6 Height Adjustable Arms	1298	1310	1323	1344	1439	1511	1575	1703
		A4 Height Adjustable Arms – Black/Chrome	1325	1337	1350	1371	1466	1538	1602	1730
		A2 Height and Width Adjustable Arms with Sliding and Pivot Pads	1377	1389	1402	1423	1518	1590	1654	1782
		A3 Height and Width Adjustable Arms with Sliding and Pivot Pads – Black/Chrome	1403	1415	1428	1449	1544	1616	1680	1808
		A3 Height and Width Adjustable Arms with Sliding and Pivot* Pads – Black/Chrome, Polished Aluminum Base: BEST, Exec.	1503	1515	1528	1549	1644	1716	1780	1908
Mid Height / Counter Height										
319L	R1	G5 / G6 Body Balance								
		N/A No Arms	1331	1343	1356	1377	1472	1544	1608	1736
		A1 Fixed Arms	1420	1432	1445	1466	1561	1633	1697	1825
		A6 Height Adjustable Arms	1420	1432	1445	1466	1561	1633	1697	1825
		A4 Height Adjustable Arms – Black/Chrome	1447	1459	1472	1493	1588	1660	1724	1852
		A2 Height and Width Adjustable Arms with Sliding and Pivot Pads	1499	1511	1524	1545	1640	1712	1776	1904
		A3 Height and Width Adjustable Arms with Sliding and Pivot Pads – Black/Chrome	1525	1537	1550	1571	1666	1738	1802	1930

All Mid Height Stools are standard with a 8" cylinder (G5) and 20" Footring (F2).
 All Counter Height Stools are standard with a 10" cylinder (G6) and 20" Footring (F2).

Add \$80 List for fully assembled chairs in carton.



See Page 154 - 162 for full descriptions of arms, options and chair controls.

LEATHER GRADES			DIMENSIONS [†]		HOW TO ORDER	
3 COL Helvetia Basic	5 Helvetia Hampton	6 Green Hides Vulcano			Model # and Control:	307L R1
1330	1579	1647	W	27.5"	BW	19.5"
1419	1668	1736	D	27.5"	BH	19.75"
1419	1668	1736	H	36.75-42"	WT	50 lbs. Armless
1446	1695	1763	SW	19.5"		55 lbs. w/Arms
1498	1747	1815	SD	18"	COV	1.89 yds.
			SH	17-22.5"	COL	28.8 sq. ft.
1524	1773	1841				
1381	1630	1698	W	27.5"	BW	19.5"
1470	1719	1787	D	27.5"	BH	23.75"
1470	1719	1787	H	40.75-46"	WT	52 lbs. Armless
1497	1746	1814	SW	19.5"		57 lbs. w/Arms
1549	1798	1866	SD	18"	COV	1.92 yds.
			SH	17-22.5"	COL	28.8 sq. ft.
1575	1824	1892				
1675	1924	1992				
1503	1752	1820	W	27.5"	BW	19.5"
1592	1841	1909	D	27.5"	BH	19.75"
1592	1841	1909	H	42.5-49.75" (G5)	WT	54 lbs. Armless (G5)
1619	1868	1936	H	46-56" (G6)		59 lbs. w/Arms (G5)
1671	1920	1988	SW	19.5"		55 lbs. Armless (G6)
			SD	18"		60 lbs. w/Arms (G6)
1697	1946	2014	SH	23-30.25" (G5)	COV	1.89 yds.
			SH	26.5-37" (G6)	COL	28.8 sq. ft.

[†]Dimensions shown above are for standard chairs only. Additional options will change dimensions.

HOW TO ORDER

Model # and Control: 307L R1
 Arm Option: A1
 Additional Options: B12
 Upholstery Option: Helvetia Hampton

307L R1 A1 B12 Helvetia Hampton = \$1,768

ARM OPTIONS



A1
Fixed Arms



A6
Height Adjustable Arms with FS Pad



A4
Height Adjustable Arms with FS Pad - Black/Chrome



A2
Height and Width Adjustable Arms with Sliding and Pivot Pads



A3
Height and Width Adjustable Arms with Sliding and Pivot Pads - Black/Chrome

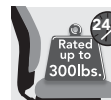
ADDITIONAL OPTIONS



BASE
(Add \$100)
B12 - Polished Aluminum



SOFT WHEEL CASTERS & GLIDES
(Set of 5 - Add \$30)
W25 - Soft Wheel Caster
W6 - 2 1/4" Glide



24/7 HEAVY-DUTY UPGRADE
(Add \$80)



SIT-TO-STAND
(Add \$150)
STS1 - 7" G10 Cylinder
STS3 - 8" G15 Cylinder
STS4 - 9" G16 Cylinder
*(available 3rd quarter of 2017)

For recommended Heavy-Duty Fabrics, see page 153.

For all Sit-To-Stand chair specifications, see page 163.