

intouch®

Mid Back and Stool SIN # 711-18

- Offered in six designer colors on our innovative Thermoplastic back.
- Body Balance Control
- Available with five different arm options.
- Additional options include a stool version and polished aluminum base.
- Rated up to 300 lbs. on mechanisms.



Backed by Highmark's Lifetime warranty.
 Price Range: \$783 - \$1,563
 Lead Time: 48-Hour Speed Ship or Express Ten Day Turnaround

			SEAT FABRIC / VINYL GRADES							
MODEL	CONTROL	ARMS	A COM COV	B	C	D	E	F	G	J
Mid Back										
207	R1	Body Balance								
		N/A	No Arms	783	819	854	892	929	976	1040
		A1	Fixed Arms	864	900	935	973	1010	1057	1121
		A6	Height Adjustable Arms: GOOD*	864	900	935	973	1010	1057	1121
		A4	Height Adjustable Arms – Black/Chrome	891	927	962	1000	1037	1084	1148
		A2	Height and Width Adjustable Arms with Sliding* and Pivot Pads: BETTER	949	985	1020	1058	1095	1142	1206
		A3	Height and Width Adjustable Arms with Sliding and Pivot Pads – Black/Chrome	975	1011	1046	1084	1121	1168	1232
		A3	Height and Width Adjustable Arms with Sliding and Pivot* Pads – Black/Chrome, Polished Aluminum Base: BEST	1075	1111	1146	1184	1221	1268	1332
Mid Height / Counter Height										
219	R1	G5 / G6	Body Balance							
		N/A	No Arms	959	995	1030	1068	1105	1152	1216
		A1	Fixed Arms	1040	1076	1111	1149	1186	1233	1297
		A6	Height Adjustable Arms	1040	1076	1111	1149	1186	1233	1297
		A4	Height Adjustable Arms – Black/Chrome	1067	1103	1138	1176	1213	1260	1324
		A2	Height and Width Adjustable Arms with Sliding and Pivot Pads	1125	1161	1196	1234	1271	1318	1382
		A3	Height and Width Adjustable Arms with Sliding and Pivot Pads – Black/Chrome	1151	1187	1222	1260	1297	1344	1408

All Mid Height Stools are standard with a 8" cylinder (G5) and 20" Footring (F2).
 All Counter Height Stools are standard with a 10" cylinder (G6) and 20" Footring (F2).

Thermoplastic Back Colors:

- Sage (SAG)
- Slate (SLT)
- Battleship (BAT)
- White (WHT)
- Black (BLK)
- Sand (SND)

Please view Thermoplastic back colors at: www.highmarkergo.com/products/highmark-seating/body-balance/intouch

Add \$80 List for fully assembled chairs in carton.



See Page 154 - 162 for full descriptions of arms, options and chair controls.

LEATHER GRADES			DIMENSIONS [†]			
3 COL Helvetia Basic	5 Helvetia Hampton	6 Green Hides Vulcano				
954	1068	1195	W	27.5"	BW	19.5"
1035	1149	1276	D	27.5"	BH	19.75"
1035	1149	1276	H	36.25-41.75"	WT	50 lbs. Armless
1062	1176	1303	SW	19.5"		55 lbs. w/Arms
1120	1234	1361	SD	18"	COM/COV	0.86 yds.
			SH	17-22.5"	COL	17.3 sq. ft.
1146	1260	1387				
1246	1360	1487				

1130	1244	1371	W	27.5"	BW	19.5"
1211	1325	1452	D	27.5"	BH	19.75"
1211	1325	1452	H	41.75-49.25" (G5)	WT	54 lbs. Armless (G5)
1238	1352	1479	H	45.25-55.75" (G6)		59 lbs. w/Arms (G5)
1296	1410	1537	SW	19.5"		55 lbs. Armless (G6)
			SD	18"		60 lbs. w/Arms (G6)
1322	1436	1563	SH	23-30.25" (G5)	COM/COV	0.86 yds.
			SH	26.5-37" (G6)	COL	17.3 sq. ft.

[†]Dimensions shown above are for standard chairs only. Additional options will change dimensions.

HOW TO ORDER

Model # and Control: 207 R1
 Back Color: SAG
 Arm Option: A1
 Additional Options: B12
 Seat Upholstery Option: Insight Ebony

207 R1 SAG A1 B12 Insight Ebony = \$964

ARM OPTIONS



A1
Fixed Arms



A6
Height Adjustable Arms with FS Pad



A4
Height Adjustable Arms with FS Pad - Black/Chrome




A2
Height and Width Adjustable Arms with Sliding and Pivot Pads




A3
Height and Width Adjustable Arms with Sliding and Pivot Pads - Black/Chrome


ADDITIONAL OPTIONS



BASE
(Add \$100)
B12 - Polished Aluminum



SOFT WHEEL CASTERS & GLIDES
(Set of 5 - Add \$30)
W25 - Soft Wheel Caster
W6 - 2 1/4" Glide



SIT-TO-STAND
(Add \$150)
STS1 - 7" G10 Cylinder
*STS3 - 8" G15 Cylinder
*STS4 - 9" G16 Cylinder
(available 3rd quarter of 2017)

For all Sit-To-Stand chair specifications, see page 163.