

# lynx™

Guest/Sled and Stools SIN # 711-19 / 711-18

- Available as guest, sled, stool, heavy duty, bariatric and easy access stool.
- Wall saver frame in silver or black.
- Additional options include silver arms, pads and glides, tablet arms, 1" additional seat foam, dolly and ganging device.
- Available fully upholstered, with or without arms and glides or casters.
- Standard rated up to 300 lbs. with glides or casters. HD and Easy Access rated up to 350 lbs., 500 lbs. on 30" and 1,000 lbs. on 42" with swivel glides.



Backed by Highmark's Lifetime warranty.  
 Price Range: \$368 - \$1,221  
 Lead Time: 48-Hour Speed Ship or Express Ten Day Turnaround

* Bold type indicates a Good, Better or Best chair.					FABRIC / VINYL GRADES								
MODEL	FRAME COLOR	ARMS	GLIDES OR CASTERS	A COM COV	B	C	D	E	F	G	J		
<b>Guest / Stacking SIN # 711-19</b>													
		<b>2012</b>	<b>BF or SF</b>	<b>N/A</b>	<b>W26 (Glide): GOOD *</b>	368	393	427	467	513	564	613	704
		<b>2009</b>	<b>BF or SF</b>	<b>Arms</b>	<b>W26 (Glide): BETTER *</b>	440	465	499	539	585	636	685	776
		2212	BF or SF	N/A	W15 (Caster)	438	463	497	537	583	634	683	774
		2209	BF or SF	Arms	W15 (Caster)	510	535	569	609	655	706	755	846
<b>Guest / Sled SIN # 711-18</b>													
		2112	BF or SF	N/A	N/A	411	436	470	510	556	607	656	747
		<b>2109</b>	<b>BF or SF</b>	<b>Arms</b>	<b>N/A: BEST *</b>	453	478	512	552	598	649	698	789
<b>Bar Height Stools SIN # 711-18</b>													
		2322	BF or SF	N/A	N/A	583	608	642	682	728	779	828	919
		2319	BF or SF	Arms	N/A	655	680	714	754	800	851	900	991

SHIPPING NOTES: Chairs are packed three (3) to a carton. Order quantities not divisible by three (3) are subject to a carton breakage charge of \$30.00 list per order, per chair model upcharge except 2112, 2109, 2319 and 2322.

NOTE: Stacking side chairs with the caster option is not recommended.

Prices shown are per chair.

See Page 154 - 162 for full descriptions of arms, options and chair controls.

LEATHER GRADES			DIMENSIONS†		HOW TO ORDER	
3 COL Helvetia Basic	5 Helvetia Hampton	6 Green Hides Vulcano			Model # and Control:	2009
<b>593</b>	<b>749</b>	<b>934</b>	W	21.5" Armless 24" w/Arms	BW	17" 14.5"
			D	24"	BH	14.5"
			H	33"	WT	73 lbs. Armless 83 lbs. w/Arms (3 Chairs)
			SW	16.5"	COM/COV	1.44 yds.
			SD	18.25"	COL	32.2 sq. ft.
			SH	18"		
<b>665</b>	<b>821</b>	<b>1006</b>				
663	819	1004	W	21.5" Armless 24" w/Arms	BW	17" 14.5"
			D	23.5"	BH	14.5"
			H	33"	WT	73 lbs. Armless 83 lbs. w/Arms (3 Chairs)
			SW	16.5"	COM/COV	1.44 yds.
			SD	18.25"	COL	32.2 sq. ft.
			SH	18.5"		
735	891	1076				
<b>636</b>	<b>792</b>	<b>977</b>	W	21.5" Armless 24" w/Arms	BW	17" 14.5"
			D	24"	BH	14.5"
			H	33"	WT	28 lbs. Armless 32 lbs. w/Arms
			SW	16.5"	COM/COV	1.44 yds.
			SD	18.25"	COL	32.2 sq. ft.
			SH	18.5"		
<b>678</b>	<b>834</b>	<b>1019</b>				
808	964	1149	W	22.75" Armless 24" w/Arms	BW	17" 14.5"
			D	26"	BH	14.5"
			H	45"	WT	39 lbs. Armless 42 lbs. w/Arms
			SW	16.5"	COM/COV	1.44 yds.
			SD	18.25"	COL	32.2 sq. ft.
			SH	30.5"		
880	1036	1221				

†Dimensions shown above are for standard chairs only. Additional options will change dimensions.

HOW TO ORDER

Model # and Control: 2009  
 Frame Finish: BF  
 Additional Options: -  
 Upholstery Option: Insight Ebony

2009 BF Insight Ebony = \$440

ARM OPTIONS



**SILVER ARMS**  
(Add \$30)

SA - Fixed Silver Arms

Upcharge applies on chairs with arms only (2009, 2209, 2109, 2319).

ADDITIONAL OPTIONS



**GANGING DEVICE**

(Add \$30)  
 GD2 - 2 Pair Per Set



**CASTERS & GLIDE**

(Set of 4 - Add \$30)  
**W15A** - Hard Wheel Caster with Safety Brake  
**W16** - Soft Wheel Caster with Safety Brake  
**W34** - Silver High Glide  
**W36** - Soft Wheel Caster



**FIXED TABLET - RIGHT HAND SEATED**

(Add \$120)  
**TR1**



**FIXED TABLET - LEFT HAND SEATED**

(Add \$120)  
**TL1**

Chairs with tablet arms are non-stackable.  
 Available on armless chairs only (2012, 2212).



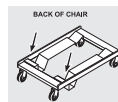
**BOOK RACK**

(Add \$75)  
**BR1**



**ADDITIONAL SEAT FOAM**

(Add \$35 - Add 10% for COM)  
**AF1** - 1" Additional Seat Foam



**DOLLY**

(Add \$300 ea.)

**DL3**

2009, 2012 6 (Dolly)★

2009, 2012 4 (Floor)

★When stacked appropriately.

(Chairs with casters not recommended with dolly.)

Selecting AF1 will reduce chair stacking density.

# lynx™ bariatric°

Heavy-Duty, Guest and Easy Access SIN # 711-18 / 711-19

- Available as guest, sled, stool, heavy duty, bariatric and easy access stool.
- Wall saver frame in silver or black.
- Additional options include silver arms, pads and glides, tablet arms, 1" additional seat foam, dolly and ganging device.
- Available fully upholstered, with or without arms and glides or casters.
- Standard rated up to 300 lbs. with glides or casters. HD and Easy Access rated up to 350 lbs., 500 lbs. on 30" and 1,000 lbs. on 42" with swivel glides.

Backed by Highmark's Lifetime warranty.

Price Range: \$440- \$2,151

Lead Time: Express Ten Day Turnaround


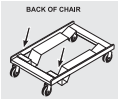




* Bold type indicates a Good, Better or Best chair.					FABRIC / VINYL GRADES							
MODEL	FRAME COLOR	ARMS	GLIDES	A COM COV	B	C	D	E	F	G	J	
<b>Heavy Duty Guest SIN # 711-19</b>												
	2412	BF or SF	N/A	W37	440	465	499	539	585	636	685	776
	2409	BF or SF	Arms	W37	510	535	569	609	655	706	755	846
<b>Bariatric Guest SIN # 711-18</b>												
	2439	BF or SF	Arms	W37	812	849	900	960	1029	1107	1179	1317
	2449	BF or SF	Arms	W37	1018	1067	1135	1215	1308	1411	1507	1690
<b>Easy Access SIN # 711-18</b>												
	2419	BF or SF	Arms	W37	706	731	765	805	851	902	951	1042

SHIPPING NOTES: Chairs are packed three (3) to a carton. Order quantities not divisible by three (3) are subject to a carton breakage charge of \$30.00 list per order, per chair model upcharge except 2419, 2439 and 2449.

Prices shown are per chair.

See Page 154 - 162 for full descriptions of arms, options and chair controls.

LEATHER GRADES			DIMENSIONS <sup>‡</sup>				HOW TO ORDER
3 COL Helvetia Basic	5 Helvetia Hampton	6 Green Hides Vulcano					
665	821	1006	W	21.5" Armless 24" w/Arms	BW	17" 14.5"	Model # and Control: 2409
			D	24"	BH	14.5"	Frame Finish: BF
			H	33"	WT	78 lbs. Armless	Additional Options: -
			SW	16.5"		87 lbs. w/Arms	Upholstery Option: Insight Ebony
			SD	18.25"	COM/COV	1.44 yds.	<b>2409 BF Insight Ebony = \$510</b>
735	891	1076	SH	18"	COL	32.2 sq. ft.	
<b>ARM OPTIONS</b>							
 <p><b>SILVER ARMS</b> (Add \$30) <b>SA</b> - Fixed Silver Arms (2409, 2419) <b>SP</b> - Fixed Silver Arm Pads (2439, 2449)</p> <p>Upcharge applies on chairs with arms only (2409, 2419, 2439, 2449).</p>							
1150	1385	1662	W	34.75" w/Arms	BW	30.75"	<b>ADDITIONAL OPTIONS</b>
			D	27.75"	BH	14.75"	
			H	33"	WT	61 lbs. w/Arms	
			SW	30.75"	COM/COV	2.3 yds.	
			SD	18.75"	COL	40.3 sq. ft.	
1468	1781	2151	SH	18"			
			W	46.5" w/Arms	BW	42.5"	
			D	27.75"	BH	14.75"	
			H	33"	WT	80 lbs. w/Arms	
			SW	42.5"	COM/COV	2.3 yds.	
			SD	18.75"	COL	46 sq. ft.	
			SH	18"			
931	1087	1272	W	24" w/Arms	BW	17"	
			D	25"	BH	14.5"	
			H	39"	WT	44 lbs. w/Arms	
			SW	16.5"	COM/COV	1.44 yds.	
			SD	18.25"	COL	32.2 sq. ft.	
			SH	24"			
 <p><b>DOLLY</b> (Add \$300 ea.) <b>DL3</b> 2409, 2412 6 (Dolly)♦ 2409, 2412 4 (Floor) ♦When stacked appropriately. (Chairs with casters not recommended with dolly.)</p>							
 <p><b>GANGING DEVICE</b> (Add \$30) <b>GD2</b> - 2 Pair Per Set</p>							
 <p><b>GLIDES</b> (Set of 4 - Add \$20) <b>W38</b> - Felt Tip Swivel Glide</p>							

<sup>‡</sup>Dimensions shown above are for standard chairs only. Addition of options will change dimensions.