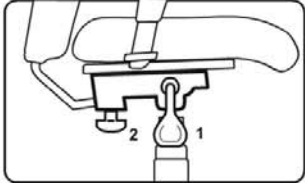


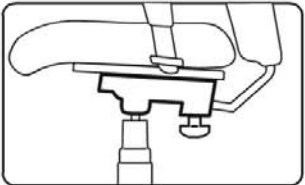
OPERATING INSTRUCTIONS FOR T SERIES CONTROL (T2, T4, & T5)

T Series Control

Right Side



Left Side

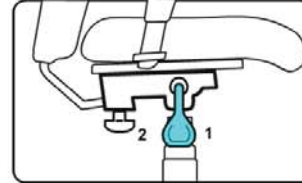


1-Seat Height Adjustment
2-Back Depth Adjustment

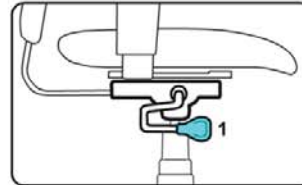


T2 & T4 Controls Only

Right Side



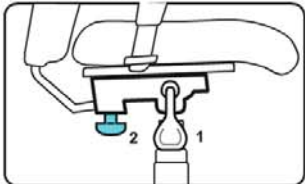
T5 Control Only



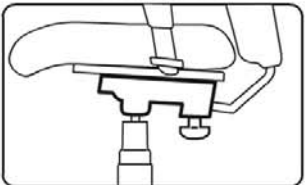
**Paddle (1):
Seat Height Adjustment**
To raise the seat height: Stand up
(or raise your body so there's no
pressure on the seat), lift the paddle
to raise the seat height.
To lower the seat height: Sit on the
chair and lift the paddle to lower
the seat height.

T2 Control Only

Right Side



Left Side



T2 Control Only Knob (2):

Back Depth Adjustment

To adjust: loosen the knob by
turning it clockwise, then adjust
back depth to the desired position.
To lock the back into position,
tighten the knob by turning it
counterclockwise.