

SURFACE MATERIALS

ALL STANDARD EUROLUXE® VENEERS

CHERRY

- LIGHT CHERRY [MLC]
Quartered or Flat Grain Pattern
- MOCHA CHERRY [MMC]
Quartered or Flat Grain Pattern
- QUARTERED ESPRESSO CHERRY [QEC]
Quartered Grain Pattern

WALNUT

- BURNISHED [BUW]
Quartered or Flat Grain Pattern
- DESERT [DST]
Quartered Grain Pattern
- EBONY [EBY]
Quartered or Flat Grain Pattern
- ENGLISH WALNUT [MGW]
Quartered Grain Pattern
- NATURAL WALNUT [MNW]
Quartered Grain Pattern
- SABLE WALNUT [MSW]
Quartered or Flat Grain Pattern
- VINTAGE MAHOGANY / WALNUT [MVW]
Quartered or Flat Grain Pattern

MAPLE

- BLONDE MAPLE [MBM]
Quartered or Flat Grain Pattern
- HONEY MAPLE [MHM]
Quartered or Flat Grain Pattern

OAK

- CLEAR OAK [MRO]
Quartered Grain Pattern
- ESPRESSO OAK [MSO]
Quartered Grain Pattern
- OSLO [OSL]
Quartered Grain Pattern
- PECAN [PCO]
Quartered Grain Pattern
- STEEL GREY OAK [MGO]
Quartered Grain Pattern

FABRIC PARTNERS

- ARC-COM
www.arc-com.com
- ARCHITEX
www.architex-ljh.com
- CAMIRA
www.camirafabrics.com
- CARNEGIE
www.carnegiefabrics.com
- DESIGNTEX
www.designtex.com
- GREEN HIDES
www.greenhides.com
- HELVETIA LEATHER
www.helvetialeather.com
- MAHARAM
www.maharam.com
- MAYER FABRICS
www.mayerfabrics.com
- MOMENTUM
www.themomgroup.com
- STINSON
www.cfstinson.com
- ULTRAFABRICS
www.ultrafabricsllc.com

OPTIONS

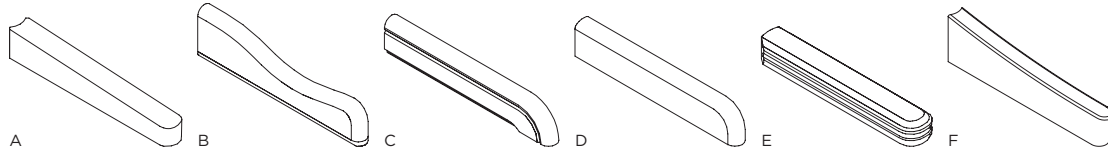
ORDERING OPTIONS

When ordering options for your OFS seating, a complete description of the item and list price must be detailed on the order.

BASES (BLACK POLYURETHANE)

Black dual wheel casters are standard on black polyurethane bases (SA). Optional casters available for hardwood floor. Please contact your CSR for ordering instructions.

BASES (SOLID WOOD BASE CAPS)



Swivel seating models are standard with specific bases as indicated in the price list. Alternatives to standard bases are listed below: To order, add letter designator after model number and add upcharge.

Item	List Price
SB 5-prong steel swivel base with A base caps	\$88
SC 5-prong steel swivel base with B base caps	\$88
SD 5-prong steel swivel base with C base caps	\$88
SE 5-prong steel swivel base with D base caps	\$88
SF 5-prong steel swivel base with E base caps	\$88
SG 5-prong steel swivel base with F base caps	\$88

CASTERS FOR SWIVEL SEATING



Hooded Casters



Hardwood Floor Casters



Ball Casters

Swivel seating models are standard with specific casters as indicated in the price list. Alternatives to standard casters are available at no upcharge:

Item
SH Set of 5 dual wheel black hooded casters
SJ Set of 5 dual wheel brass hooded casters
SK Set of 5 dual wheel black hardwood floor casters
SL Set of 5 dual wheel brass hardwood floor casters
SM Set of 5 brass hooded ball casters

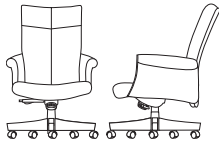
OTHER OPTIONS

TC No Edge Guards (standard)	List Price no upcharge
TD Plastic Edge Guards	\$37

SWIVEL CHAIR STANDARD FEATURES

- P-Shaped Arm with Upholstered Arm Front
- Molded Curved Plywood Seat and Back
- Fully Upholstered Frame
- Pneumatic Knee Tilt Control
- 5-Prong Steel Swivel Base
- Hardwood Base Cap Design
- Antique Brass Dual Wheel Hooded Casters

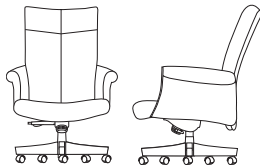
SWIVEL



w	outside d	h	sw	seat sd	sh	inside back	arm height	weight lbs.	cubic feet
27.75	30	41.75/45.25	20	18	18/21.75	25.5	7	60	35

model	yds com (54")	sq ft col	com 1	col 2	3	4	5	6	7	8	9	10	11	12	13	14	15	L1	L2	L3
63016	4	80	1,950	2,025	2,082	2,176	2,364	2,552	2,740	2,928	3,116	3,304	3,492	3,680	3,869	4,057	4,245	2,574	2,794	3,067

LARGE SWIVEL



w	outside d	h	sw	seat sd	sh	inside back	arm height	weight lbs.	cubic feet
30.75	32.5	44.75/48.25	23	19	18/21.75	28.5	9	63	35

model	yds com (54")	sq ft col	com 1	col 2	3	4	5	6	7	8	9	10	11	12	13	14	15	L1	L2	L3
63016-B	4.5	90	2,236	2,321	2,384	2,490	2,702	2,913	3,125	3,336	3,548	3,760	3,971	4,183	4,394	4,606	4,818	2,935	3,182	3,489

OPTIONS

Finish (TF Arm or Wood Base Caps only)	Arm Front	Control	Base	Caster	Edge Guard	Fabric/Grade
Veneer MLC MGW MRO MMC MNW MSO QEC MSW OSL BUW MVW PCO DST MBM MGO EBY MHM	TE Upholstered - Standard TF Finished (specify finish) \$111	SZ Pneumatic Knee Tilt - Standard TR Synchronous \$73	5-Prong Steel Swivel Base with Solid Hardwood Base Caps (specify finish) SG with F Base Caps - Standard SB with A Base Caps SC with B Base Caps SD with C Base Caps SE with D Base Caps SF with E Base Caps SA 5-Prong Black Polyurethane	SJ Brass Hooded - Standard SH Black Hooded SM Brass Hooded Ball SK Black Hardwood Floor SL Brass Hardwood Floor SN Black Hooded SP Black Hardwood Floor	TC No Edge Guard - Standard TD Plastic \$37	Grade, Vendor, Pattern, Color NOTE: A sample of all COM fabrics must be submitted to OFS for preliminary approval prior to shipment of fabric. See ofs.com for COM Ordering Instructions.

HOW TO ORDER

SPECIFY: Finish (if applicable) | arm front | control | base | caster | edge guard | textile pattern and color. When ordering options, a complete description of the option and its upcharge must be detailed on the order form. See page F for a complete offering of finishes and graded-in fabric options.

MODEL NUMBER

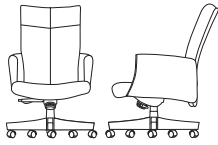
63016

Finish (TF Arm or Wood Base Caps only)	Arm Front	Control	Base	Caster	Edge Guard	Fabric/Grade
MLC	TE	SZ	SG	SJ	TD	Grade 4, Momentum, Hue, Smoke

SWIVEL CHAIR STANDARD FEATURES

- Straight Arm with Upholstered Arm Front
- Molded Curved Plywood Seat and Back
- Fully Upholstered Frame
- Pneumatic Knee Tilt Control
- 5-Prong Steel Swivel Base
- Hardwood Base Cap Design
- Antique Brass Dual Wheel Hooded Casters

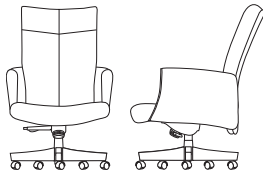
SWIVEL



w	outside d	h	sw	seat sd	sh	inside back	arm height	weight lbs.	cubic feet
26.25	30	41.75/45.25	20	18	18/21.75	25.5	7	60	35

model	yds com (54")	sq ft col	com 1	col 2	3	4	5	6	7	8	9	10	11	12	13	14	15	L1	L2	L3
63116	4	80	1,950	2,025	2,082	2,176	2,364	2,552	2,740	2,928	3,116	3,304	3,492	3,680	3,869	4,057	4,245	2,574	2,794	3,067

LARGE SWIVEL



w	outside d	h	sw	seat sd	sh	inside back	arm height	weight lbs.	cubic feet
29.25	32.5	44.75/48.25	23	19	18/21.75	28.5	9	63	35

model	yds com (54")	sq ft col	com 1	col 2	3	4	5	6	7	8	9	10	11	12	13	14	15	L1	L2	L3
63116-B	4.5	90	2,236	2,321	2,384	2,490	2,702	2,913	3,125	3,336	3,548	3,760	3,971	4,183	4,394	4,606	4,818	2,935	3,182	3,489

OPTIONS

Finish (TF Arm or Wood Base Caps only)	Arm Front	Control	Base	Caster	Edge Guard	Fabric/Grade
Veneer MLC MGW MRO MMC MNW MSO QEC MSW OSL BUW MVW PCO DST MBM MGO EBY MHM	TE Upholstered - Standard TF Finished (specify finish) \$111	SZ Pneumatic Knee Tilt - Standard TR Synchronous \$73	5-Prong Steel Swivel Base with Solid Hardwood Base Caps (specify finish) SG with F Base Caps - Standard SB with A Base Caps SC with B Base Caps SD with C Base Caps SE with D Base Caps SF with E Base Caps SA 5-Prong Black Polyurethane	SJ Brass Hooded - Standard SH Black Hooded SM Brass Hooded Ball SK Black Hardwood Floor SL Brass Hardwood Floor SN Black Hooded SP Black Hardwood Floor	TC No Edge Guard - Standard TD Plastic \$37	Grade, Vendor, Pattern, Color NOTE: A sample of all COM fabrics must be submitted to OFS for preliminary approval prior to shipment of fabric. See ofs.com for COM Ordering Instructions.

HOW TO ORDER

SPECIFY: Finish (if applicable) | arm front | control | base | caster | edge guard | textile pattern and color. When ordering options, a complete description of the option and its upcharge must be detailed on the order form. See page F for a complete offering of finishes and graded-in fabric options.

MODEL NUMBER

63116

Finish (TF Arm or Wood Base Caps only)	Arm Front	Control	Base	Caster	Edge Guard	Fabric/Grade
MLC	TE	SZ	SG	SJ	TD	Grade 4, Momentum, Hue, Smoke