

SURFACE MATERIALS

ALL STANDARD EUROLUXE® VENEERS

CHERRY

- LIGHT CHERRY [MLC]
Quartered or Flat Grain Pattern
- MOCHA CHERRY [MMC]
Quartered or Flat Grain Pattern
- QUARTERED ESPRESSO CHERRY [QEC]
Quartered Grain Pattern

WALNUT

- BURNISHED [BUW]
Quartered or Flat Grain Pattern
- DESERT [DST]
Quartered Grain Pattern
- EBONY [EBY]
Quartered or Flat Grain Pattern
- ENGLISH WALNUT [MGW]
Quartered Grain Pattern
- NATURAL WALNUT [MNW]
Quartered Grain Pattern
- SABLE WALNUT [MSW]
Quartered or Flat Grain Pattern
- VINTAGE MAHOGANY / WALNUT [MVW]
Quartered or Flat Grain Pattern

MAPLE

- BLONDE MAPLE [MBM]
Quartered or Flat Grain Pattern
- HONEY MAPLE [MHM]
Quartered or Flat Grain Pattern

OAK


- CLEAR OAK [MRO]
Quartered Grain Pattern
- ESPRESSO OAK [MSO]
Quartered Grain Pattern
- OSLO [OSL]
Quartered Grain Pattern
- PECAN [PCO]
Quartered Grain Pattern
- STEEL GREY OAK [MGO]
Quartered Grain Pattern

FABRIC PARTNERS

- ARC-COM
www.arc-com.com
- ARCHITEX
www.architex-ljh.com
- CAMIRA
www.camirafabrics.com
- CARNEGIE
www.carnegiefabrics.com
- DESIGNTEX
www.designtex.com
- GREEN HIDES
www.greenhides.com
- HELVETIA LEATHER
www.helvetialeather.com
- MAHARAM
www.maharam.com
- MAYER FABRICS
www.mayerfabrics.com
- MOMENTUM
www.themomgroup.com
- STINSON
www.cfstinson.com
- ULTRAFABRICS
www.ultrafabricsllc.com

GUEST CHAIR STANDARD FEATURES


- Solid Hardwood Frame
- Upholstered Seat
- Seat Webbing



w	outside d	h	sw	seat sd	sh	inside back	arm height	weight lbs.	cubic feet
24	21.25	33	19	17	18.75	14.75	6.5	28	13

- Upper and Lower Upholstered Back


model	yds com (54")	sq ft col	com 1	col 2	3	4	5	6	7	8	9	10	11	12	13	14	15	L1	L2	L3
24037	1.5	30	920	948	969	1,005	1,075	1,146	1,216	1,287	1,357	1,428	1,498	1,569	1,639	1,710	1,781	1,172	1,254	1,356



w	outside d	h	sw	seat sd	sh	inside back	arm height	weight lbs.	cubic feet
24	21.25	33	19	18	18.75	14.75	6.5	28	13

- Upper Upholstered Back


model	yds com (54")	sq ft col	com 1	col 2	3	4	5	6	7	8	9	10	11	12	13	14	15	L1	L2	L3
24237	1.5	30	869	897	918	954	1,024	1,095	1,165	1,236	1,306	1,377	1,447	1,518	1,588	1,659	1,730	1,121	1,203	1,305



w	outside d	h	sw	seat sd	sh	inside back	arm height	weight lbs.	cubic feet
24	21.25	33	19	18	18.75	14.75	6.5	28	13

- Upper Wood Slat Back

model	yds com (54")	sq ft col	com 1	col 2	3	4	5	6	7	8	9	10	11	12	13	14	15	L1	L2	L3
24637	1	20	858	877	891	914	961	1,008	1,055	1,103	1,150	1,197	1,244	1,291	1,338	1,385	1,432	1,035	1,090	1,158



w	outside d	h	sw	seat sd	sh	inside back	arm height	weight lbs.	cubic feet
24	21.25	33	19	18	18.75	14.75	6.5	28	13

- Upper Wood Back

model	yds com (54")	sq ft col	com 1	col 2	3	4	5	6	7	8	9	10	11	12	13	14	15	L1	L2	L3
24837	1	20	890	909	923	946	993	1,040	1,087	1,135	1,182	1,229	1,276	1,323	1,370	1,417	1,464	1,067	1,122	1,190

OPTIONS

Finish	Fabric/Grade
Veneer MLC MGW MRO MMC MNW MSO GEC MSW OSL BUW MVW PCO DST MBM MGO EBY MHM	Grade, Vendor, Pattern, Color NOTE: A sample of all COM fabrics must be submitted to OFS for preliminary approval prior to shipment of fabric. See ofs.com for COM Ordering Instructions.

HOW TO ORDER

SPECIFY: Finish | textile pattern and color. When ordering options, a complete description of the option and its upcharge must be detailed on the order form. See page F for a complete offering of finishes and graded-in fabric options.

MODEL NUMBER

24037

Finish	Fabric/Grade
MLC	Grade 4, Momentum, Hue, Smoke