

ALL STANDARD EUROLUXE® VENEERS

CHERRY

- **LIGHT CHERRY [MLC]**
Quartered or Flat Grain Pattern
- **MOCHA CHERRY [MMC]**
Quartered or Flat Grain Pattern
- **QUARTERED ESPRESSO CHERRY [QEC]**
Quartered Grain Pattern

WALNUT

- **BURNISHED [BUW]**
Quartered or Flat Grain Pattern
- **DESERT [DST]**
Quartered Grain Pattern
- **EBONY [EBY]**
Quartered or Flat Grain Pattern
- **ENGLISH WALNUT [MGW]**
Quartered Grain Pattern
- **NATURAL WALNUT [MNW]**
Quartered Grain Pattern
- **SABLE WALNUT [MSW]**
Quartered or Flat Grain Pattern
- **VINTAGE MAHOGANY / WALNUT [MVW]**
Quartered or Flat Grain Pattern

MAPLE

- **BLONDE MAPLE [MBM]**
Quartered or Flat Grain Pattern
- **HONEY MAPLE [MHM]**
Quartered or Flat Grain Pattern

OAK

- **CLEAR OAK [MRO]**
Quartered Grain Pattern
- **ESPRESSO OAK [MSO]**
Quartered Grain Pattern
- **OSLO [OSL]**
Quartered Grain Pattern
- **PECAN [PCO]**
Quartered Grain Pattern
- **STEEL GREY OAK [MGO]**
Quartered Grain Pattern

PAINTS

- **BLACK [BLK]**
- **CHARCOAL [CHI]**
- **WHITE [WHT]**

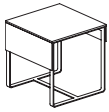
SOLID SURFACE

- **CAMEO WHITE [CWS]**
- **CONCRETE [CSS]**
- **DEEP MINK [DMS]**
- **MODERN WHITE [MWS]**

TABLE STANDARD FEATURES

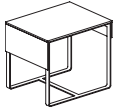
- 0.75" Thick Tops with Quarter Grain Veneer
- Brushed Metal Base

SQUARE END



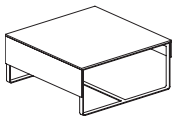
model	w	d	h	wt	cu ft	list
C10-2222CT	22	22	22	46	8	\$ 2,209
size with solid surface:		21.5	22	21.75	46	8

RECTANGULAR END



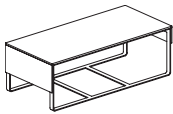
model	w	d	h	wt	cu ft	list
C10-2620CT	26	20	22	52	9	\$ 2,246
size with solid surface:		25.5	20	21.75	52	9

SQUARE MAGAZINE



model	w	d	h	wt	cu ft	list
C10-3636MT	36	36	16	70	16	\$ 3,081
size with solid surface:		35.5	36	15.75	70	16

RECTANGULAR MAGAZINE



model	w	d	h	wt	cu ft	list
C10-4822MT	48	22	16	63	13	\$ 3,006

OPTIONS

Finish

Veneer

Quartered

MLC MGW MRO

MMC MNW MSO

QEC MSW OSL

BUW MVW PCO

DST MBM MGO

EBY MHM

Painted

BLK CH1 WHT

C10-2222CT, C10-2620CT **\$38**

C10-3636MT, C10-4822MT **\$52**

Solid Surface (Not available on C10-4822MT)

CWS Cameo White

CSS Concrete

DMS Deep Mink

MWS Modern White

C10-2222CT **\$352**

C10-2620CT **\$356**

C10-3636MT **\$874**

HOW TO ORDER

SPECIFY: Finish. See page H for the designator finish name.

MODEL NUMBER

C10-2222CT

Finish

MLC